



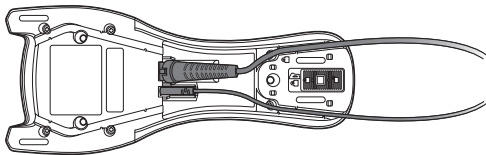
CCB02-100BT/ CCB05-100BT Base

安装指南

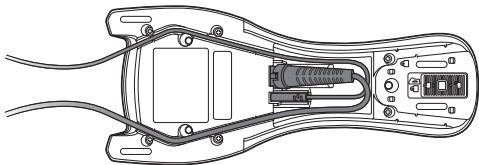
安装 CCB02-100BT/CCB05-100BT Base

CCB02-100BT/CCB05-100BT Base 可以安装在水平或垂直表面。电缆可布设在基座底部或顶部。

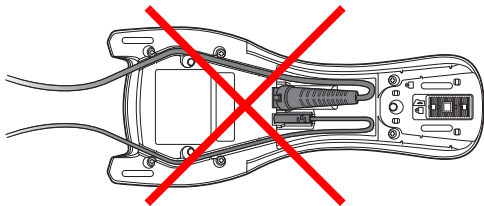
电缆可穿过基座底部向下布设，此时将电缆固定在管道中。



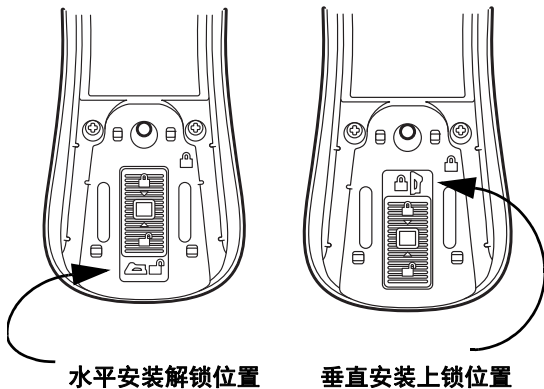
电缆也可穿过基座顶部向上布设，此时将电缆交叉并固定在管道中。



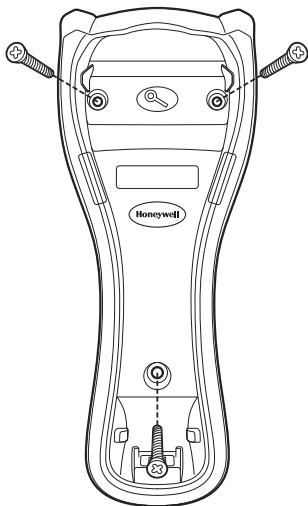
穿过基座顶部向上布设电缆时，务必先将电缆交叉然后固定在管道中。如果不这样做，将对电缆接头造成过大应力。



安装在垂直表面时，利用锁紧系统固定处于直立状态的扫描器。安装在水平表面时，锁紧机构应设置为解锁（按钮弹起状态）。安装在垂直表面时，锁紧机构应设置为上锁（按钮按下状态）。



借助适合安装表面材料的 3 个螺钉牢固固定基座。



有限保修

有关产品的保修信息，请访问

www.honeywellaidc.com/warranty_information。

专利

有关专利信息，请访问 www.hsmpats.com。

Disclaimer

Honeywell International Inc. (“HII”) reserves the right to make changes in specifications and other information contained in this document without prior notice, and the reader should in all cases consult HII to determine whether any such changes have been made. The information in this publication does not represent a commitment on the part of HII.

HII shall not be liable for technical or editorial errors or omissions contained herein; nor for incidental or consequential damages resulting from the furnishing, performance, or use of this material. HII disclaims all responsibility for the selection and use of software and/or hardware to achieve intended results.

This document contains proprietary information that is protected by copyright. All rights are reserved. No part of this document may be photocopied, reproduced, or translated into another language without the prior written consent of HII.

Copyright © 2012–2015 Honeywell International Inc. All rights reserved.

Web Address: www.honeywellaidc.com